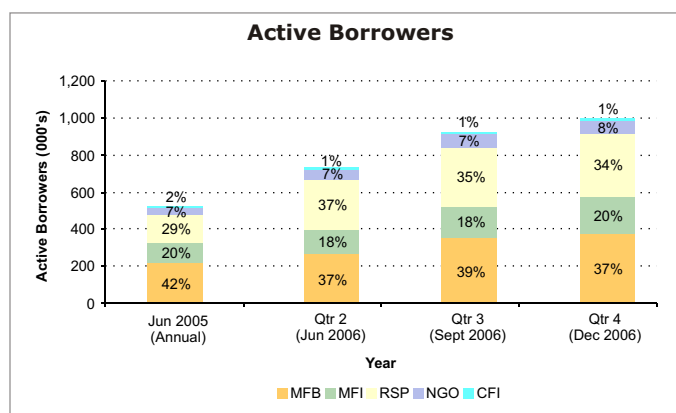


During the 4th quarter of 2006 (Oct. Dec.) the microfinance sector closed in on the 1 million mark to reach 997,778 active borrowers and 1,659,051 active savers!

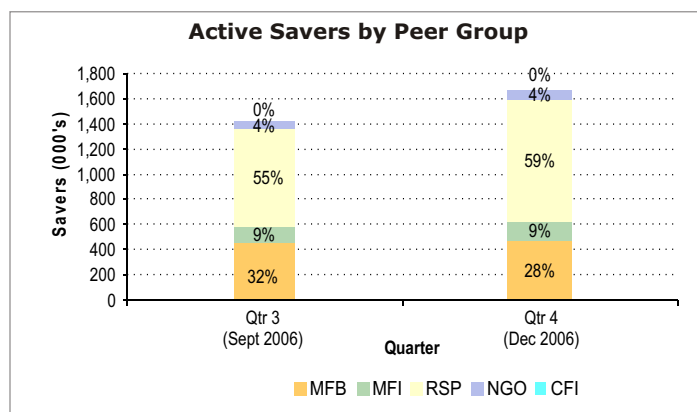
	Microcredit		Micro-Savings	
	Active Borrowers	Value (PKR)	Active Savers	Value (PKR)
Quarter 3 (Sept 30)	921,559	10,118,616,954	1,417,572	2,194,173,844
Quarter 4 (Dec 31)	997,778	10,742,710,407	1,659,051	2,610,318,109
Increase (Net)	76,219	624,093,453	241,479	416,144,265
Increase %	8	6	17	19

Despite the continuing upward trend in outreach, the microcredit growth rate in the 4th quarter at 8 percent was substantially less than the growth rate achieved in the preceding quarter (26 percent). For ease of analysis the participating organizations are categorized into five peer groups (for definitions, please refer to page 24). Overall (MFBs) and Rural Support Programmes (RSPs) continue to dominate outreach with each accounting for roughly one-third of microcredit outreach. The fourth quarter did however indicate a slightly faster rise of growth for specialized MFIs and multi-dimensional non-government organizations (NGOs) with each category increasing its proportional market share over the quarter.



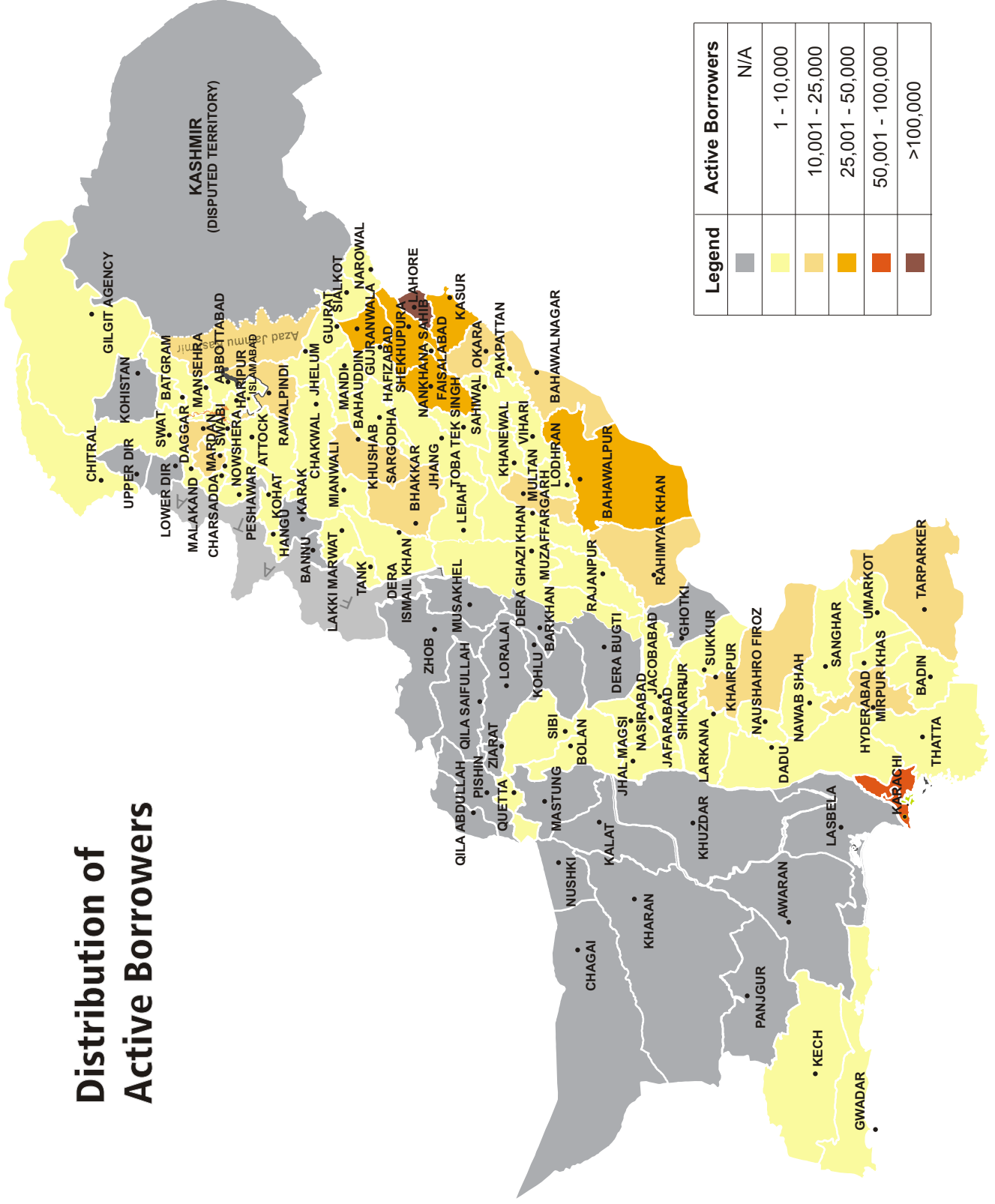
The data confirms that urban growth during the quarter is outpacing expansion in rural areas. Key areas of concentration for this growth were the districts of Faisalabad, Gujranwala, Lahore and Karachi which are among the larger urban districts of Pakistan. This reflects that several MFBs and MFIs have refined their urban lending programmes and have begun to accelerate their urban lending more aggressively, outpacing the continuing growth in rural areas.

Simultaneously the total number of savers has increased by 17 percent in the fourth quarter, reversing the downward trend in the 2nd quarter. The amount saved has increased by 19 percent, down from 32 percent in the 3rd quarter. This uptake in savings accounts and savings volumes is perhaps due to the continuing expansion of branch networks, particularly an increase by the MFBs from 227 to 240 over the quarter.



The number of savers continues to grow and the pace is being led by the RSPs which gained in market share over the quarter (even though the total number of RSP branches declined). Nonetheless, the value of savings is heavily balanced towards the MFBs which account for Rs 1,772 million (68 percent) as compared to Rs 737 million (30 percent) accounted for by the RSPs.

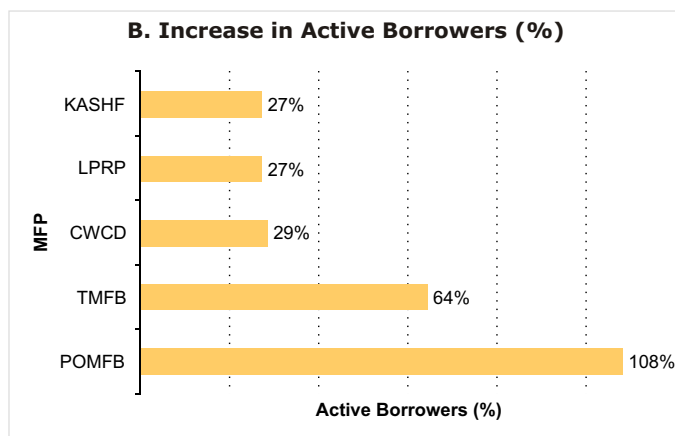
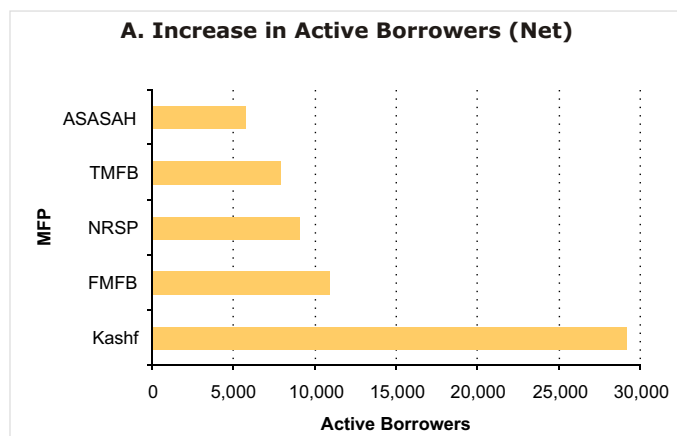
Distribution of Active Borrowers



Legend	Active Borrowers
Grey	N/A
Light Yellow	1 - 10,000
Light Orange	10,001 - 25,000
Orange	25,001 - 50,000
Dark Orange	50,001 - 100,000
Red	>100,000

MARKET HIGHLIGHTS (Sept 30 - Dec 31, 2006)

Fastest Growing Microcredit Providers



C. Largest Providers of Microcredit

S No.	MFP	Active Borrowers (Dec 31)	Market Share (% in term of Active Borrowers)
1	KB	280,526	28
2	NRSP	236,329	24
3	Kashf	136,012	14
4	FMFB	52,679	5
5	PRSP	48,084	5

D. MFPs with the Largest Geographic Spread

S No.	MFP	Geographic Spread (No. of Districts)
1	NRSP	38
2	PRSP	20
3	FMFB	19
4	Kashf	11
	BOK	11

E. Districts with Highest Outreach (Active Borrowers)

S No.	Province	District	Active Borrowers (31 Dec)	Potential Microfinance Market	Penetration Rate (%)
			A	B	(A/B)*100
1	Balochistan	Quetta	5,358	174,437	3
2		Jafarabad	2,009	121,911	2
3		Sibi	1,422	48,944	3
1	N.W.F.P	Mardan	20,150	354,988	6
2		Malakand	6,376	106,429	6
3		Chitral	5,758	84,846	7
1	Punjab	Lahore	113,696	872,760	13
2		Faisalabad	36,028	1,096,924	3
3		Gujranwala	30,344	735,741	4
1	Sind	Karachi	52,307	1,329,990	4
2		Khairpur	17,173	401,853	4
3		Tharparkar	14,561	245,046	6
1	FANA	Gilgit	4,946	-	-
2		Ghizer	3,323	-	-
3		Skardu	2,691	-	-
1	AJK	Kotli	2,586	-	-
2		Bagh	2,251	-	-
3		Poonch	494	-	-
1	FATA	N/A	N/A	-	-

OTHER NEWS ITEMS

CGAP Financial Transparency Award:

The First Microfinance Bank Ltd. Pakistan (FMFB) has been awarded CGAP's 2006 Financial Transparency Award for the second consecutive year. FMFB was selected from a total of 231 MFPs from 62 countries.

Kashf has been awarded a "Merit Recognition" for its performance.

Professor Yunus Visits Pakistan:

Nobel laureate and founder of the Grameen Bank (Bangladesh), Dr. Muhammed Yunus visited Pakistan from the 4th to the 6th of March 2007. While speaking to the public and press, he stated that access to microfinance for the poor was integral in achieving a poverty free world. He also mentioned that to date, Grameen Bank serves 7 million borrowers, 97% of whom are women. Furthermore, 58% of the Grameen users had crossed the poverty line.

Dr Yunus spoke about the innovations within the microfinance system Grameen has created. These included Solar Panel Systems under Grameen Shakti, the Bio-Gas Producing Plants and the Struggling Members Program (targeting 55,000 beggars).

Dr. Yunus met with the President, the Prime Minister and various other leaders in Pakistan. In his meeting with the PM and President he offered to start a microcredit bank on a Build-Operate-Transfer (BOT) basis.

Growth Strategy for the Microfinance Sector:

On February 14, 2007 Dr Shamshad Akhtar, Governor State Bank of Pakistan (SBP) presented a microfinance sector plan to Mr Shaukat Aziz, Prime Minister of Pakistan. The strategy aims to increase active client coverage to 3 million by 2010. The core elements of this plan include: 1) Ensuring sustainability of retail MFPs, 2) Raising capital to fund growth, and 3) Building the human resource base.

In order to fund this growth MFPs will need to build their assets to an estimated total of Rs.100 billion. The net increase of Rs.86 billion will need to be raised from a combination of sources:

- Equity and Quasi-Equity
- Debt
- Savings

The Prime Minister accepted the plan and requested that all stakeholders work to ensure follow-up and implementation.

Unitus Visits Pakistan:

Unitus supports high-growth MFPs by combining investment capital with strong management capacity. Unitus' goal is to help MFIs grow quickly and help more families out of poverty. Through long-term partnerships Unitus provides grants and technical assistance, in addition to arranging debt to eliminate constraints to MFI growth.

Unitus visited Pakistan in March 2007 to meet with potential partner MFPs. Unitus currently partners with 13 MFIs in India, Indonesia, the Philippines, Argentina, Mexico, and Kenya that serve over 1,200,000 clients. More information on Unitus can be found at <http://blog.unitus.com>, and www.unitus.com.

IFAD and Microfinance:

In January 2006 the International Fund for Agricultural Development (IFAD) announced a US\$26.5 million loan for the Microfinance Innovation and Outreach Program Pakistan. The Microfinance Innovation and Outreach Program is a US\$30.5 million project which aims to provide financial services to the rural poor.

IFAD will work in collaboration with PPAF (Pakistan Poverty Alleviation Fund) to provide access to financial services to the poor (especially women) to help generate income. The program aims to benefit 180,000 households. It will support pilot projects that test and develop microfinance products such as micro-insurance, micro-leasing and Islamic financing amongst others.

The program also offers employment opportunities for fresh graduates for internships in order to acquire jobs in MFIs in the future.

Asian Development Bank and Microfinance:

The ADB and the Government of Pakistan (GoP) finalized a US\$320 million project titled Improving Access to Financial Services Program (IAFSP). The goal of the proposed IAFSP is to assist the GoP in reducing poverty by: 1). building an inclusive financial sector; 2). promoting sustainable economic growth; and 3). utilizing modern technologies to lower cost of delivery and improve efficiencies. The program will contribute to these goals by facilitating access to sustainable institutional financial services for a majority of poor and low-income households at competitive prices. The program will support the GoP in its core financial sector reforms, promoting diversification and innovation in product and service delivery, and programs for improved financial literacy.

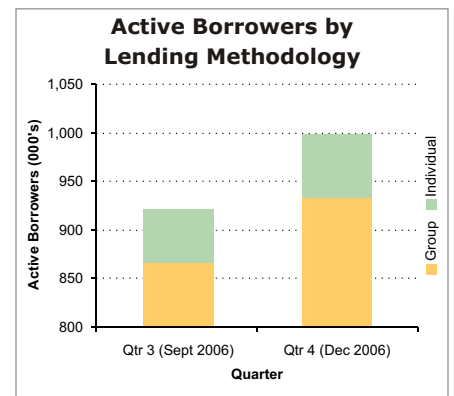
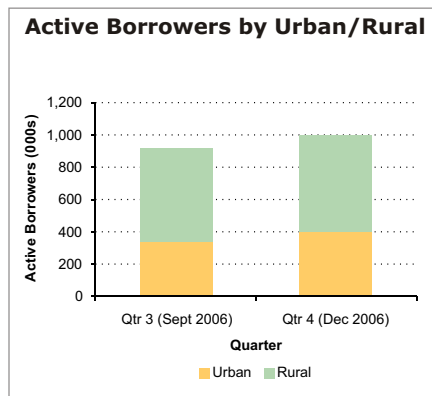
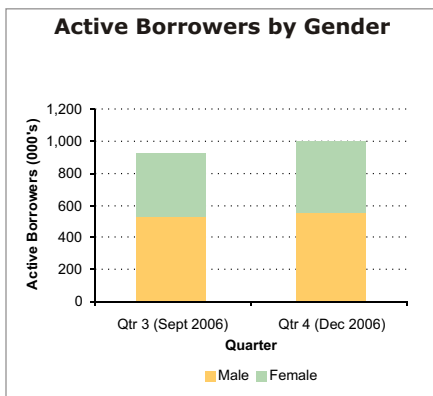
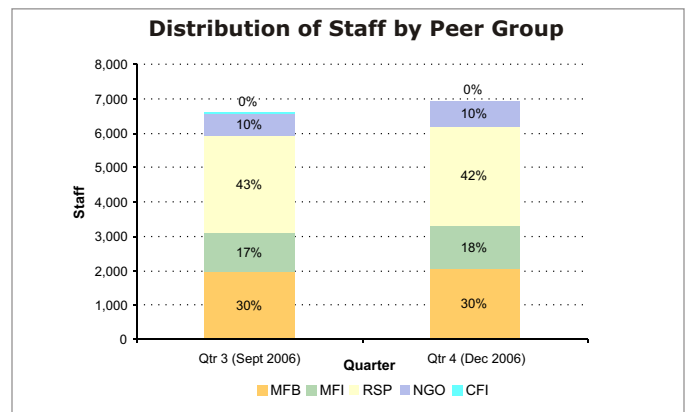
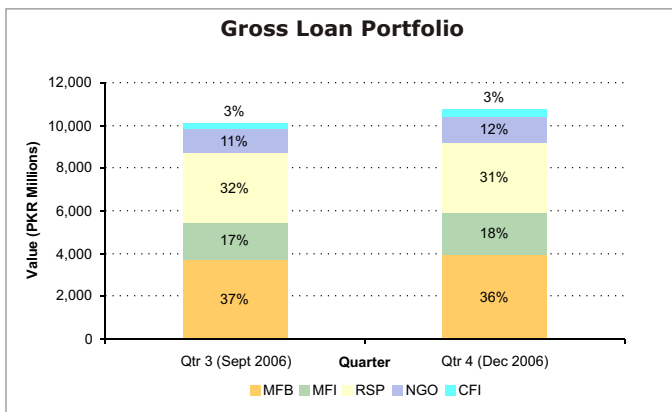
The Microfinance Rating and Assessment Fund (the Rating Fund):

The MRAF is a multi-donor initiative headquartered in Luxembourg and funded by the Inter-American Development Bank (IDB) and the Consultative Group to Assist the Poor (CGAP). The Rating Fund offers subsidies to MFIs for up to 80% of the cost of a performance evaluation (rating or risk assessment). The Rating Fund will close activities as of December 2007. Interested MFIs may visit www.ratingfund.org or e-mail info@ratingfund.org for more information.

Summary of Microcredit Provision (All Pakistan)

Exchange Rate (Dec 2006) PKR/USD: 1/60.87

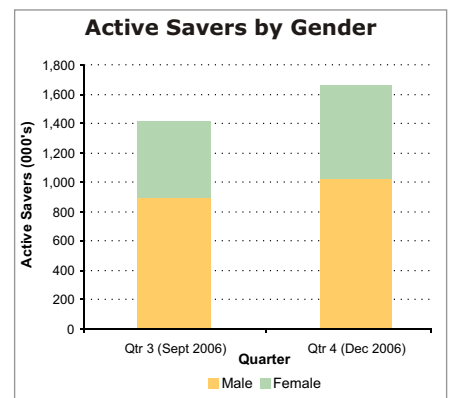
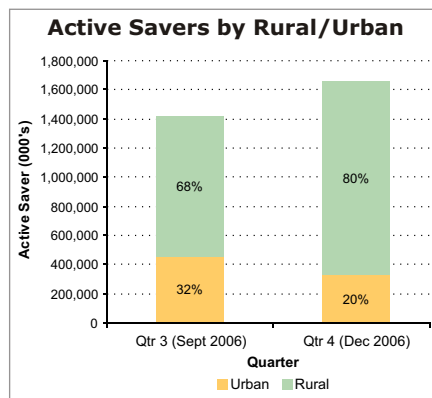
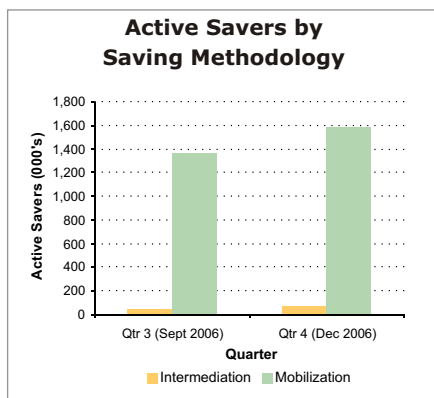
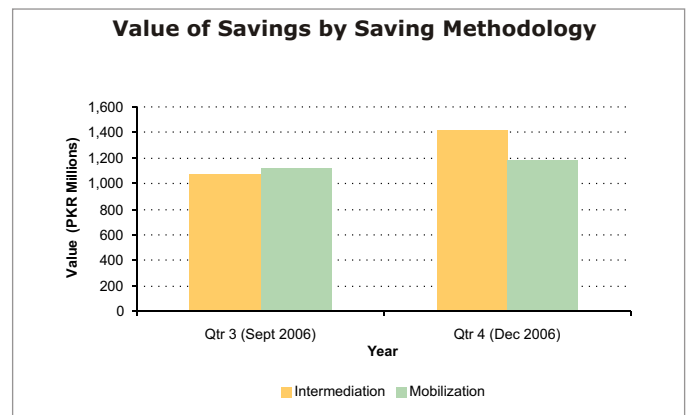
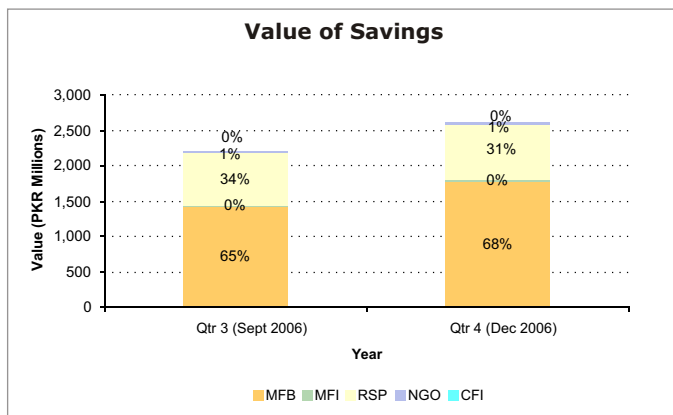
Indicator	Total	Lending Methodology		Peer Group					
		Group	Individual	MFB	MFI	RSP	NGO	CFI	
Number of Branches/Units		-	-						
	39,355	1,113		227	114	675	78	19	
	39,447	1,115		240	129	643	84	19	
Active Borrowers									
	39,355	921,559	867,009	54,550	352,542	163,504	326,229	67,754	11,530
	39,447	997,778	932,776	65,002	371,070	200,565	337,705	75,463	12,975
Gross Loan Portfolio (PKR Millions)									
	39,355	10,119	8,614	1,505	3,690	1,767	3,242	1,112	307
	39,447	10,743	9,268	1,475	3,922	1,967	3,301	1,237	316
Average Loan Balance (PKR)									
	39,355	10,980	14,243	27,585	10,468	10,806	9,938	16,417	26,640
	39,447	10,759	9,936	22,078	10,570	9,783	9,776	16,391	24,320
Number of Loans Disbursed									
	39,355	253,457	235,319	18,138	89,707	73,007	75,654	12,481	2,608
	39,447	359,463	337,696	21,767	109,436	110,670	120,929	16,019	2,409
Disbursements (PKR Millions)									
	39,355	3,171	2,703	469	1,229	842	897	132	71
	39,447	5,308	4,783	525	1,509	1,240	1,684	814	62
Average Loan Size (PKR)									
	39,355	12,512	11,485	25,838	13,699	11,535	11,858	10,579	27,269
	39,447	14,766	14,162	24,140	13,789	11,201	13,922	50,822	25,576



Summary of Micro-Savings Provision (All Pakistan)

	Total	Savings Methodology		Peer Group					
		Intermediation	Mobilization	MFB	MFI	RSP	NGO	CFI	
Number of Savers									
30-Sep	1,417,572	55,372	1,362,200	455,372	122,319	777,188	62,693	0	
31-Dec	1,659,051	68,472	1,590,579	468,472	155,196	963,232	72,151	0	
Value of Saving (PKR Millions)									
30-Sep	2,194	1,074	1,120	1,424	10	738	22	0	
31-Dec	2,610	1,422	1,188	1,772	12	801	25	0	
Average Saving Balance (PKR)									
30-Sep	1,548	19,399	822	3,128	85	949	349	0	
31-Dec	1,573	20,771	747	3,783	79	831	347	0	

- **Intermediation:** Public deposits used to finance an organization's loan portfolio. Only SBP-regulated MFPs (CFIs and MFBs) can accept and intermediate deposits from the general public.
- **Mobilization:** MFPs not regulated by the SBP (MFIs, NGOs, RSPs) can neither hold, nor intermediate deposits from the general public. These organizations do however mobilize savings from their members/clients to place with licensed commercial banks.



OUTREACH (DISTRICT LEVEL)

Note: Some MFPs did not make district-level data available and therefore this table is incomplete and does not tally with the summary table given upfront.

Balochistan								
District	MFP	Offices		Microcredit		Micro Saving		Potential Market (2007)
		Fixed	Mobile	Active Borrowers	Gross Loan Portfolio (PKR)	Active Savers	Value of Savings	
Awaran	-	-	-	-	-	-	-	26,054
Barkhan	-	-	-	-	-	-	-	31,881
Bolan	TF	1	-	202	2,000,000	202	173,790	66,423
Chagai	-	-	-	-	-	-	-	54,814
Dera Bugti	-	-	-	-	-	-	-	43,770
Gwadar	FMFB, NRSP, POMFB	4	-	458	3,583,263	6,397	1,213,970	55,537
Jafarabad	TF	4	-	2,009	325,941,000	9,009	916,385	121,911
Jhal Magsi	TF	1	-	575	9,870,000	759	389,990	29,887
Kalat	-	-	-	-	-	-	-	53,884
Kech (Turbat)	NRSP	3	0	129	4,809,025	28,551	6,359,128	92,271
Kharan	-	-	-	-	-	-	-	47,948
Khuzdar	-	-	-	-	-	-	-	104,104
Kohlu	-	-	-	-	-	-	-	26,910
Loralai	-	-	-	-	-	-	-	76,879
Lasbela	-	-	-	-	-	-	-	84,637
Mastung	-	-	-	-	-	-	-	41,317
Musakhel	-	-	-	-	-	-	-	27,545
Nasirabad	TF	1	-	1,332	138,503,000	1,101	963,118	75,783
Nushki ¹	-	-	-	-	-	-	-	-
Panjkur	-	-	-	-	-	-	-	51,074
Pishin	-	-	-	-	-	-	-	100,179
Qila Abdullah	-	-	-	-	-	-	-	115,112
Qila Saifullah	-	-	-	-	-	-	-	44,345
Quetta	FMFB, STP, TF	3	0	5,358	140,750,697	5,306	6,642,162	174,437
Sibi	TF	1	0	1,422	24,565,000	1,605	606,054	48,944
Washuk	-	-	-	-	-	-	-	585,705
Zhob	-	-	-	-	-	-	-	53,848
Ziarat	-	-	-	-	-	-	-	7,268
Sub Total		18	0	11,485	650,021,985	52,930	17,264,567	2,242,467

¹The data for the district of Nushki is missing. Nushki is a new district ; it was carved out of Chagai district in 2005. The DCR for Nushki is therefore not available. The market estimate for Nushki is included in the estimate for Chagai district.

PUNJAB

District	MFP	Number of Offices		Microcredit		Micro-Savings		Potential Market (2007)
		Fixed	Mobile	Active Borrowers	Gross Loan Portfolio (PKR)	Active Savers	Value of Savings (PKR)	
Attock	NRSP, POMFB	36	0	9,352	79,046,249	40,699	81,389,346	262,870
Bahawalpur	NRSP	31	0	27,861	362,093,846	42,260	92,401,590	461,777
Bhawalnagar	NRSP	14	0	17,755	241,334,867	26,263	54,020,781	427,843
Bhakkar	NRSP	23	0	14,569	127,727,184	23,869	24,792,615	252,453
Chakwal	NRSP	26	0	5,682	48,915,286	22,098	61,985,381	219,565
D.G. Khan	NRSP	3	0	3,685	77,425,676	15,366	29,953,716	419,252
Faisalabad	Akhuwat, FMFB, Kashf, NRSP, PRSP, RCDS	51	0	36,028	281,848,862	47,491	2,793,277	1,096,924
Gujranwala	Asasah, JWS, Kashf, OPD, OPP, PRSP	19	0	30,344	357,904,966	20,907	652,971	735,741
Gujrat	PRSP	3	0	1,601	12,528,470	8,864	1,963,653	446,630
Hafizabad	PRSP	2	0	900	8,133,590	5,954	978,280	231,170
Jhang	PRSP	2	0	1,130	8,517,826	11,944	2,712,492	626,546
Jhelum	NRSP	17	0	4,850	38,189,528	13,590	15,815,561	170,498
Kasur	Asasah, CSC, DAMEN, Kashf, ORIX, PRSP, RCDS	21	0	30,092	272,510,383	25,182	1,745,465	586,427
Khanewal	PRSP	4	0	2,331	19,278,334	762	176,330	432,948
Khushab	Kashf, NRSP, OPP	23	0	8,651	85,825,144	34,558	47,273,864	235,163
Lahore	Akhuwat, Asasah, CSC, CWCD, DAMEN, FMFB, Kashf, NRSP, ORIX, PRSP, TMFB	86	0	113,696	1,162,573,900	85,364	21,777,127	872,760
Layyah	PRSP	3	0	1,143	12,206,781	0	0	263,251
Lodhran	NRSP	11	0	9,476	143,630,184	22,980	38,433,025	261,693
M. Bahauddin	PRSP	3	0	1,257	10,798,750	8,802	2,364,359	44,983
Mianwali	NRSP	20	0	7,618	56,938,106	8,008	800,220	252,413
Multan	Asasah, FMFB, NRSP, PRSP	24	0	11,272	90,899,158	1,566	6,908,675	689,339
Muzaffargarh	PRSP	2	0	5,565	32,241,222	0	0	570,580
Nankana Sahib ¹	RCDS	6	0	6,110	37,138,280	0	0	-
Narowal	NRDP, PRSP	9	0	5,121	26,645,836	0	0	268,902
Okara	Asasah, Kashf, PRSP	11	0	13,886	110,962,658	23,756	5,238,732	509,842
Pakpattan	Asasah, Kashf, PRSP	4	0	1,955	16,638,551	8,839	4,980,854	281,988
Rahimyar Khan	NRSP	16	0	12,845	168,637,219	20,230	45,050,591	585,705
Rajanpur	NRSP	4	0	4,346	53,772,087	9,429	37,130,695	260,436
Rawalpindi	Akhuwat, FMFB, NRSP, OPP, POMFB	41	0	22,959	199,980,650	36,397	50,333,568	327,457
Sahiwal	Asasah, Kashf	9	0	9,119	77,905,128	25,874	6,699,273	395,468
Sialkot	PRSP	7	0	4,608	24,441,802	0	0	501,997
Sargodha	Kashf	10	0	8,076	65,242,586	28,819	2,974,854	671,679
Sheikhupura	DAMEN, Kashf, ORIX, PRSP, RCDS	17	0	26,706	276,103,968	20,271	3,011,176	831,522
Toba Tek Singh	PRSP	3	0	2,274	11,663,282	14,198	958,292	309,316
Vihari	Asasah, NRSP, ORIX	5	0	7,108	109,969,876	24,088	18,990,704	475,398
Sub Total		566	0	469,971	4,709,670,235	678,428	664,307,467	14,980,536

¹Population data for the district of Nankana Sahib is not available. The district was carved out of Sheikhupura district in 2005. Thus, the estimate for the district of Sheikhupura is an aggregate of the potential market for Sheikhupura and Nankana Sahib.

NWFP

District	MFP	Total Offices		Microcredit		Micro Saving		Potential Market (2007)
		Fixed	Mobile	Active Borrowers	Gross Loan Portfolio (PKR)	Active Savers	Value of Savings (PKR)	
Abbottabad	BOK, SRSP, Sungi	3	2,488	35,013,800	9,680	4,563,504	2,488	180,672
Batgram	Sungi	1	0	100	131,584	2,800	1,207,000	58,257
Bannu	-	-	-	-	-	-	-	167,380
Buner (Daggar)	-	-	-	-	-	-	-	133,171
Charsadda	BOK, NRSP	9	0	3,039	47,782,027	4,806	584,685	271,736
Chitral	BOK, FMFB	6	0	5,758	127,385,821	5,426	124,428,000	84,846
D.I. Khan	BOK	1	-	480	31,935,310	0	0	221,328
Hangu	BOK, SRSP	2	-	480	3,147,081	1,600	641,280	64,648
Haripur	BOK, SRSP, Sungi	3	0	2,494	24,581,573	12,496	5,477,296	103,830
Karak	-	-	-	-	-	-	-	102,174
Kohat	BOK, LPRP, SRSP	5	0	3,504	25,680,453	1,504	801,600	114,908
Kohistan	-	-	-	-	-	-	-	73,374
Lakki	-	-	-	-	-	-	-	107,505
Lower DIR	-	-	-	-	-	-	-	176,660
Malakand	NRSP	19	-	6,376	74,358,314	12,751	1,204,925	106,429
Mansehra	BOK, POMFB, Sungi	3	0	1,224	22,314,744	8,400	3,621,000	271,288
Mardan	BOK, NRSP	36	0	20,150	199,293,177	30,452	3,402,177	354,988
Nowshera	SRSP	1	-	949	4,151,583	1,407	705,000	201,208
Peshawar	BOK, ORIX, SRSP	7	0	3,231	48,121,596	1,409	705,816	451,548
Shangla	-	-	-	-	-	-	-	116,366
Swabi	NRSP, SWWS	13	0	3,869	33,582,687	4,958	792,820	230,073
Swat	NRSP, BOK	10	0	3,860	46,512,607	3,870	608,177	286,555
Tank	BOK	1	0	15	407,093	0	0	62,446
Upper Dir	-	-	-	-	-	-	-	142,427
Sub Total		120	0	58,017	724,399,450	101,559	148,743,280	4,083,817

AJK

District	MFP	Offices		Microcredit		Micro Saving		Potential Market (2007)
		Fixed	Mobile	Active Borrowers	Gross Loan Portfolio (PKR)	Active Savers	Value of Savings (PKR)	
Bhimber	-	-	-	-	-	-	-	N/A
Kotli	NRSP	8	0	2,586	19,507,963	7,945	548,677	N/A
Mirpur	-	-	-	-	-	-	-	N/A
Bagh	NRSP	2	0	2,251	16,944,744	5,378	1,371,632	N/A
Muzaffarabad	NRSP, Sungi	2	0	265	3,073,845	6,205	429,225	N/A
Neelum	-	-	-	-	-	-	-	N/A
Poonch	NRSP	3	0	494	16,152,346	19,108	1,440,557	N/A
Sudhnati	NRSP	1	0	306	4,607,830	5,505	929,210	N/A
Sub Total		16	0	5,902	60,286,728	44,141	4,719,301	N/A

SINDH

District	MFP	Number of Offices		Microcredit		Micro Savings		Potential Market (2007)
		Fixed	Mobile	Active Borrowers	Gross Loan Portfolio (PKR)	Active Savers	Value of Savings (PKR)	
Badin	NRSP, POMFB	27	0	4,976	57,065,823	42,586	25,764,711	294,781
Dadu	ORIX, TRDP	6	0	7,294	55,812,895	21,204	9,713,000	447,305
Ghotki	-	-	-	-	-	-	-	248,442
Hyderabad ¹	FMFB, NRSP, OPP, POMFB, TMFB	38	0	10,975	117,649,294	17,278	29,591,260	517,652
Jacobabad	TF	1	0	591	23,395,000	520	420,300	361,146
Jamshoro ²	TRDP	4	0	5,535	41,346,408	17,349	7,947,000	-
Karachi ³	FMFB, Kashf, NMFB, NRSP, OPP, ORIX, POMFB, RMFB, TMFB	65	2	52,307	961,415,033	37,726	847,381,586	1,329,990
Khairpur	FMFB, OPP, TRDP	5	0	17,173	170,569,077	23,189	10,363,000	401,853
Larkana	TF	1	0	337	18,296,000	206	82,820	534,891
Matyari	SAFWCO	2	-	2,305	13,802,536	-	-	-
Mirpur Khas	FMFB, NRSP, OPP, POMFB	14	0	4,962	53,847,032	31,215	5,151,555	210,494
Nawabshah	SAFWCO, FMFB, OPP, SRSP (Sindh)	5	1	5,345	42,460,802	2,219	4,287,841	225,430
Naushahro Firoz	OPP	0	0	1,094	8,005,461	0	0	266,462
Sanghar	SAFWCO, SRSP (Sindh), ORIX	8	1	11,181	72,950,499	2,510	587,000	354,133
Shehdad Kot ⁴	TF	1	0	202	21,998,000	285	76,800	-
Shikarpur	TF	1	0	260	3,000,000	256	149,400	237,633
Sukkur	OPP	0	0	494	3,199,361	0	0	213,080
Tando Allahyar	FMFB, POMFB, OPP, NRSP	3	0	5,306	39,005,967	4,918	2,204,674	-
Thatta	NRSP	13	-	2,595	22,130,596	12,631	11,091,484	283,491
Tharparkar	TRDP	20	-	14,561	105,208,182	109,674	65,660,000	245,046
Umar Kot	OPP, TRDP	11	-	8,883	55,584,420	31,558	20,320,000	185,966
Sub Total		225	4	156,376	1,886,742,386	355,212	1,040,792,431	6,357,795

FANA

District	MFP	Offices		Microcredit		Micro Saving		Potential Market (2007)
		Fixed	Mobile	Active Borrowers	Gross Loan Portfolio (PKR)	Active Savers	Value of Savings (PKR)	
Gilgit	FMFB	3	0	4,946	139,608,000	7,860	70,054,000	N/A
Ghizer	FMFB	2	0	3,323	60,050,000	2,794	24,610,000	N/A
Diamer	-	-	-	-	-	-	-	N/A
Astore	FMFB	1	0	1,142	31,176,000	0	0	N/A
Skardu	FMFB	3	0	2,691	57,853,000	3,157	52,722,000	N/A
Ghanche	FMFB	1	0	750	21,212,000	2,511	64,056,000	N/A
Sub Total		10	0	12,852	309,899,000	16,322	211,442,000	N/A

¹ Hyderabad district was divided into a total of 4 districts in 2005. These are Hyderabad, Matyari, Tando Muhammad Khan, and Tando Allahyar. Thus, the potential market estimate for Hyderabad is an aggregate of all four districts.

² Population data for Jamshoro district is missing. The district is new and was carved out of Dadu district in 2006. Thus, the estimate for Dadu also includes the estimate for the recently created Jamshoro district.

³ The market estimate for Karachi is the aggregate of four districts namely, Central, West, East, and South.

⁴ The data for the district of Shedadkot is missing as this has been carved out of the district of Larkana. Therefore the estimate for the district of larkana also includes the estimate for the district of Shedadkot.

FATA								
District	MFP	Offices		Microcredit		Micro Saving		Potential Market (2007)
		Fixed	Mobile	Active Borrowers	Gross Loan Portfolio (PKR)	Active Savers	Value of Savings (PKR)	
Bhimber	-	-	-	-	-	-	-	N/A
Kotli	NRSP	8	0	2,586	19,507,963	7,945	548,677	N/A
Mirpur	-	-	-	-	-	-	-	N/A
Bagh	NRSP	2	0	2,251	16,944,744	5,378	1,371,632	N/A
Muzaffarabad	NRSP, Sungi	2	0	265	3,073,845	6,205	429,225	N/A
Neelum	-	-	-	-	-	-	-	N/A
Poonch	NRSP	3	0	494	16,152,346	19,108	1,440,557	N/A
Sudhnati	NRSP	1	0	306	4,607,830	5,505	929,210	N/A
Sub Total		16	0	5,902	60,286,728	44,141	4,719,301	N/A

ISLAMABAD CAPITAL TERRITORY								
District	MFP	Offices		Micro Credit		Micro Saving		Potential Market (2007)
		Fixed	Mobile	Active Borrowers	Gross Loan Portfolio (PKR)	Active Savers	Value of Savings (PKR)	
Islamabad	FMFB, POMFB	9	0	2,649	36,459,079	10,459	173,049,063	74,750
Sub Total		9	0	2,649	36,459,079	10,459	173,049,063	74,750

Outreach (All Pakistan)									
Province	Offices		Microcredit		Micro Saving		Potential Market (2007)	Penetration Rate (%)	
	Fixed	Mobile	Active Borrowers	Gross Loan Portfolio (PKR)	Active Savers	Value of Savings (PKR)			
Balochistan	18	0	11,485	650,021,985	52,930	17,264,567	2,242,467	0	
NWFP	120	0	58,017	724,399,450	101,559	148,743,280	4,083,817	0	
Punjab	566	0	469,971	4,709,670,235	678,428	664,307,467	14,980,536	0	
Sindh	225	4	156,376	1,886,742,386	355,212	1,040,792,431	6,357,795	0	
AJK	16	0	5,902	60,286,728	44,141	4,719,301	-	-	
FANA	10	0	12,852	309,899,000	16,322	211,442,000	-	-	
FATA	-	-	-	-	-	-	1	-	
Islamabad	9	0	2,649	36,459,079	10,459	173,049,063	74,750	0	
Grand Total	964	4	717,252	8,377,478,863	1,259,051	2,260,318,109	29,280,876	0	
Grand Total¹			698,498				27,739,365	0	

¹ The grand total for Pakistan does not include FATA, FANA and AJK due to unavailability of data on active borrowers and estimated market.

Reporting Organizations

Category	MFP	Reporting Period	
		3 rd Quarter	4 th Quarter
MFB	Khushhali Bank (KB)	✓	✓
Microfinance Bank licensed by the State Bank of Pakistan to exclusively service microfinance market	Network MicroFinance Bank Ltd.		
	Pak-Oman Microfinance Bank Ltd. (POMFB)	✓	✓
	Rozgar Microfinance Bank Ltd. (RMFB)		
	Tameer Microfinance Bank Ltd. (TMFB)	✓	✓
	The First MicroFinanceBank Ltd. (FMFB)	✓	✓
MFI	Akhuwat	✓	✓
Microfinance institution registered as a non-government organization but providing specialized microfinance services	Asasah	✓	✓
	Kashf Foundation	✓	✓
	Orangi Pilot Project (OPP)	✓	✓
	Sindh Agricultural and Forestry Workers Cooperative Organization (SAFWCO)	✓	✓
RSP	Lachi Poverty Reduction Project (LPRP)	✓	✓
Rural support programme running microfinance operation as part of multi-dimensional rural development programme	National Rural Support Programme (NRSP)	✓	✓
	Punjab Rural Support Programme (PRSP)*	✓	✓
	Sarhad Rural Support Programme (SRSP)	✓	✓
	Thardeep Rural Support Programme (TRDP)	✓	✓
NGO	Centre for Women Cooperative Development (CWCD)*	✓	✓
Non-government organization running microfinance operations as part of multi-dimensional developed programme	Community Support Concern (CSC)		
	Development Action for Mobilization and Emancipation (DAMEN)	✓	✓
	Jinnah Welfare Society (JWS)	✓	✓
	Narowal Rural Development Programme (NRDP)*	✓	✓
	Organization for Participatory Development (OPD)*	✓	✓
	Rural Community Development Society (RCDS)	✓	✓
	Save the Poor (STP)		
	Sindh Rural Support Program (Srsp)	✓	✓
	Sungi Development Foundation (SDF)	✓	✓
	Swabi Women's Welfare Society (SWWS)*	✓	✓
Taraqee Foundation (TF)			
CFI	ORIX Leasing Pakistan Ltd. (OLP)	✓	✓
Commercial financial institutions providing microfinance services as separate function	Bank of Khyber (BOK)	✓	✓

* First-time reporting organization

Pakistan Microfinance Secretariat
2nd Floor, Block 14
Civic Centre, G 6
Islamabad, 44000
 Email: info@pmn.org.pk
 Tel: +92 51 2824788, 2279015
 Fax: +92 51 2824945

Authors: *Mehr Shah; Gregory Chen*
 Data Collection and Compilation: *Moazzam Iqbal*
 Potential Market Estimation: *Aleena Naseem, Mian Azam Shah, Saher Asad*
 Design: *Sumaira Sagheer*
 Copyrights: *Pakistan Microfinance Network*